

Scandi Squares Table Runner


Quilt Size 12" x 48"

Designed by Hilary Gooding for Makower UK



makower uk
The Henley Studio

118 Greys Road, Henley-on-Thames, Oxon RG9 1QW.
Tel: +44(0)1491 579727
e-mail info@makoweruk.com www.makoweruk.com

 **andover**



Scandi Squares Table Runner

Quilt Size 12" x 48"
Designed by Hilary Gooding

Fabric	Quantity	List of segments to cut	Position
Hearts red 1295-R	Fat Quarter	Two 2" x 3½" Two 2" x 6½"	Block #2
		Four 1½" x 4½" Four 1½" x 2½"	Block #4
		Two 1½" x 6½" Two 1½" x 4½"	Block #6
		Six 1¼" x 3½" Six 1¼" x 2"	Blocks #9, #18 and #20
		One 2" square	Block #10
Scatter red 1294-R	Fat Quarter	Two 2" x 3½" Two 2" x 6½"	Block #1
		Two 1½" x 6½" Two 1½" x 4½"	Block #3
		Two 2" squares	Blocks #15 and #22
		One 2½" square	Block #7
		Six 1¼" x 3½" Six 1¼" x 2"	Blocks #13, #16 and #21
Stars red 1297-R6	Fat Eighth	Two 1½" x 4½" Two 1½" x 2½"	Block #5
		One 2½" square	Block #6
		Two 1½" x 6½" Two 1½" x 4½"	Block #7
		Four 1¼" x 3½" Four 1¼" x 2"	Block #11 and #14
		One 2" square	Block #19
Reindeer red 1296-R	Fat Quarter	Four 1½" x 4½" Four 1½" x 2½"	Blocks #3 and #8
		Two 6½" squares	Blocks #23 and #24
		Six 1¼" x 3½" Six 1¼" x 2"	Blocks #10, #12, #17
Reindeer taupe 1296-S	Fat Quarter	Two 2" x 9½" Two 2" x 6½"	Block #1
		One 2½" square	Block #5
		Two 1½" x 4½" Two 1½" x 2½"	Block #6
		Four 1¼" x 3½" Four 1¼" x 2"	Blocks #15 and #19
		One 2" square	Block #16

Fabric	Quantity	List of segments to cut	Position
Stars taupe 1297-S7	Fat Quarter	Two 2" x 9½" Two 2" x 6½"	Block #2
		Two 2½" squares	Blocks #3 and #8
		Two 1½" x 6½" Two 1½" x 4½"	Block #4
		Three 2" squares	Blocks #9, #12 and #21
Scatter taupe 1294-S7	Fat Eighth	One 3½" square	Block #2
		One 2½" square	Block #4
		Two 1½" x 6½" Two 1½" x 4½"	Block #8
		Two 2" squares	Blocks #18 and #20
Hearts taupe 1295-S	Fat Eighth	One 3½" square	Block #1
		Two 1½" x 6½" Two 1½" x 4½"	Block #5
		Two 1½" x 4¼" Two 1½" x 2½"	Block #7
		Three 2" squares	Blocks #11, #13 and #17
		Two 1¼" x 3½" Two 1¼" x 2"	Block #22
Silhouette red 1293-R	1.30metres	Cut three strips each 2" wide parallel to the selvage	Binding
		Cut a strip 15" wide parallel to the selvage	Backing

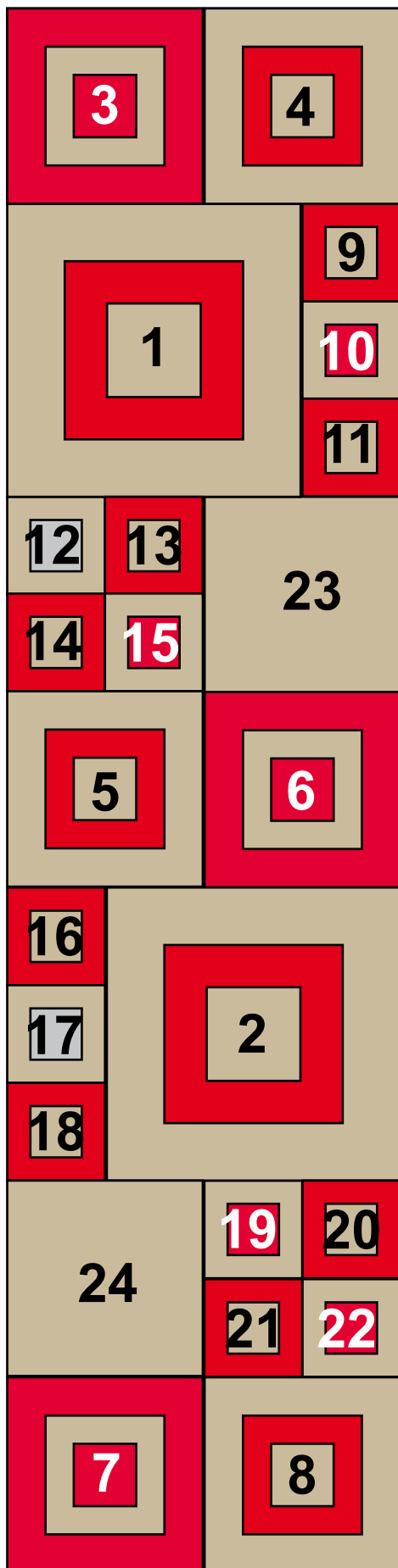
Sewing Instructions

All seams allowances are ¼"
Wherever possible press seam allowances under the darker fabric.

1. Follow the cutting list and gather the segments needed for each block together and keep them separately. Check the fabrics against the photograph on the cover.
2. Courthouse Step Blocks. Sew the 'steps' (segments) on in pairs to opposite sides of the centre square one round at a time. Complete the 22 pieced blocks.

TIPS: Cutting the segments accurately and then sewing a seam which is a tiny bit under an exact ¼" will help to create blocks which lay flat and fit together beautifully. The reason for recommending a seam allowance a fraction/thread under the exact ¼" line is to make allowances for the fabric being folded over and for the thickness of the thread.

Press your seams after each segment is attached. Never sew across a seam that hasn't been pressed.



Layout of blocks

Assembling the Quilt

1. When you have sewn all 22 blocks and pressed them carefully, lay them out as shown in the diagram on the left.
2. Sew the blocks together in groups. For instance: sew Blocks #9, #10 and #11 together and then sew them to Block #1.
3. Sew the groups together. Press well.

Quilting

1. Lay out the backing fabric on a flat smooth surface with the wrong side facing up. Spread out the batting on top, smoothing the wrinkles and bumps.
2. Place the quilt top over the batting.
3. Quilt using your favourite method by hand or machine.
4. Trim back any excess backing and batting to the edge of your quilt top.
5. Sew the binding strips into one long strip using mitred seams. Fold in half along the length of the strip with wrong sides together. Press.
6. Sew the binding to the top of the quilt mitring the corners.
7. Turn the binding over to the back and hand stitch in place.

Congratulations. You have made a very special Scandinavian table runner.



1296/R REINDEER



1296/S REINDEER



1295/R HEARTS



1295/S HEARTS



1294/R6 SCATTER



1293/R SILHOUETTES




1293/S SILHOUETTES



1294/S7 SCATTER



1297/R2 STAR



1297/S4 STAR



1297/R6 STAR



1297/S7 STAR